

SDPBC

Pre/Post-Test (Cohort) Model Illustration

Students Assigned to Teachers

- **Based on Teacher Schedules in TERMS**
 - **FTE Roster Audits**
- **Student must be assigned in TERMS**
- **Assigned to teacher both Survey 2 (October) and Survey 3 (February)**
- **Have scores for Pre-Test and Post-Test**

Pre/Post-Test (Cohort) Model

- **PRE-TEST**

Teachers bracketed into “**COHORTS**” based on *average prior performance* of students

- Avg. FCAT Reading Level

- Ex: Teacher’s students on average are Level 1

- **POST-TEST**

Teachers compared to District average based on *average current performance*

Teacher Average

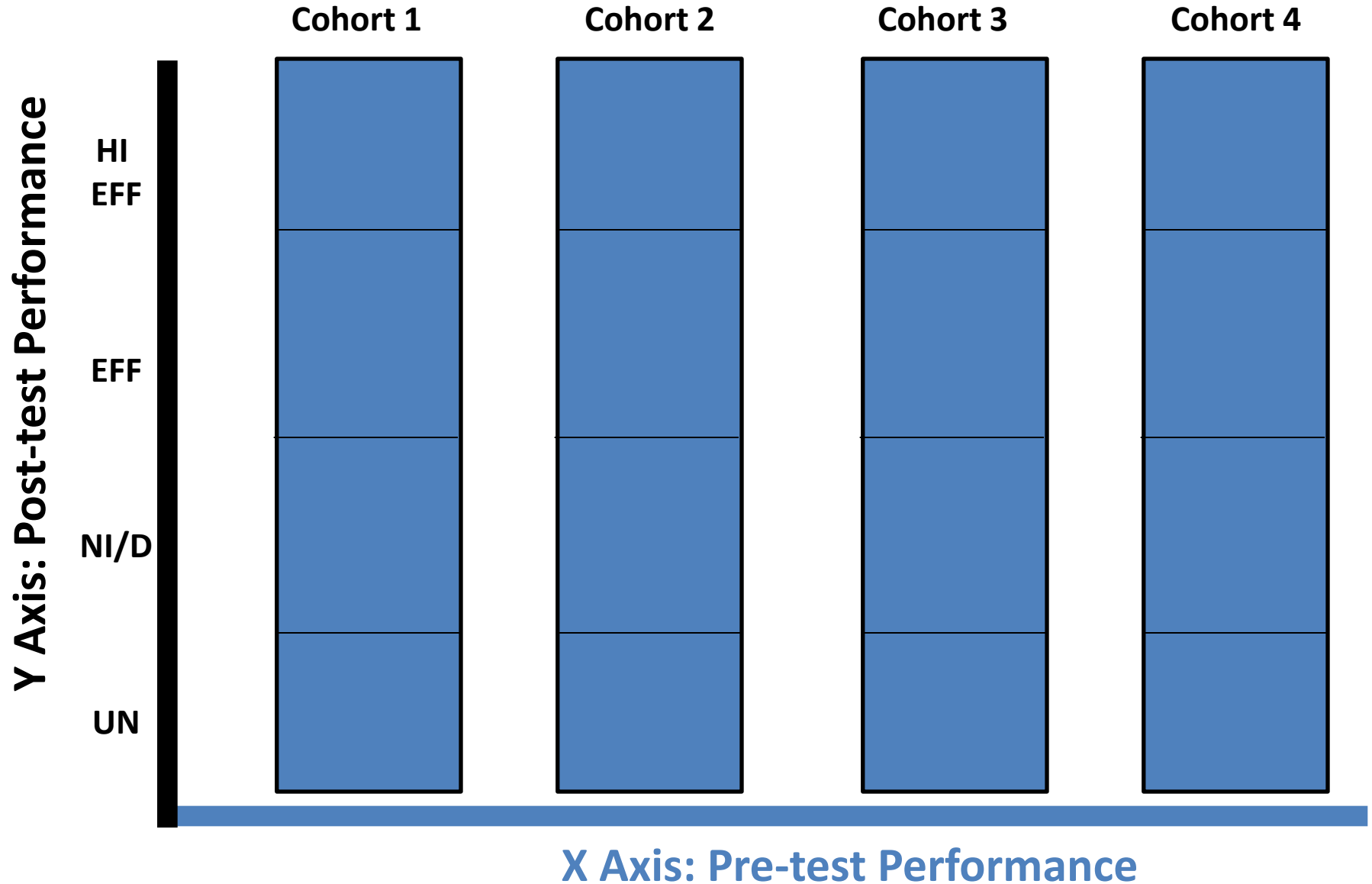
	Teacher 1	Teacher 2	Teacher 3	Teacher 4	Teacher 5
1	1	2	3	5	5
2	2	2	2	5	5

Q: What is the average prior year performance?
A: Average achievement level of students assigned.

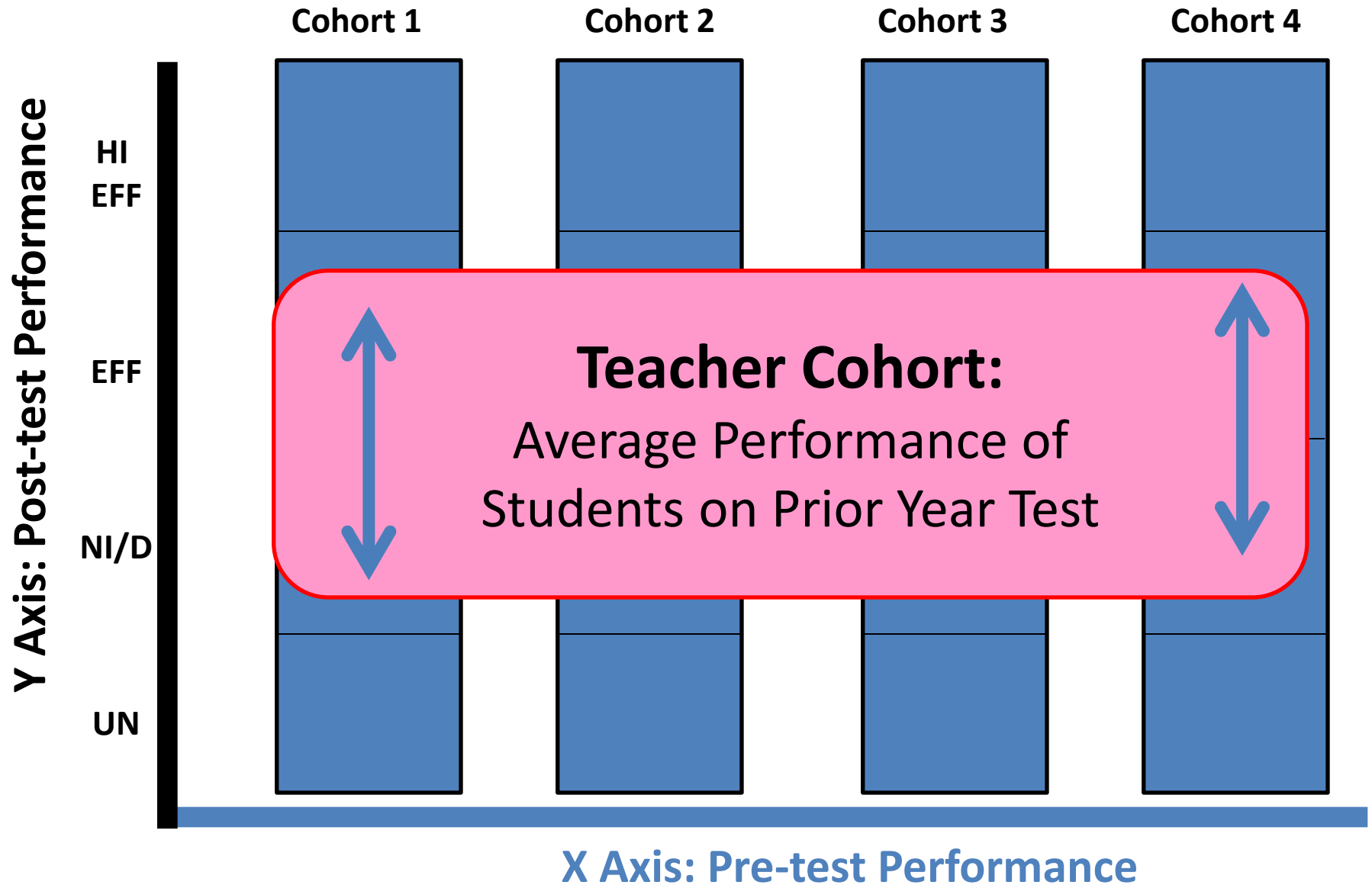
**Student
Scores**

6	2	2	3	3	3
7	1	2	3	5	5
8	2	2	3	5	5
9	2	2	4	3	3
10	2	2	3	5	5
11	1	3	5	5	4
12	1	3	5	5	4
13	1	2	3	4	4
14	1	3	5	3	5
15	2	2	3	5	5
16	2	1	2	2	4
17	1	1	2	2	3
18	2	2	3	5	5
19	2	2	3	5	5
20	1	2	3	5	5
Avg.	1.50	2.00	3.24	4.12	4.53

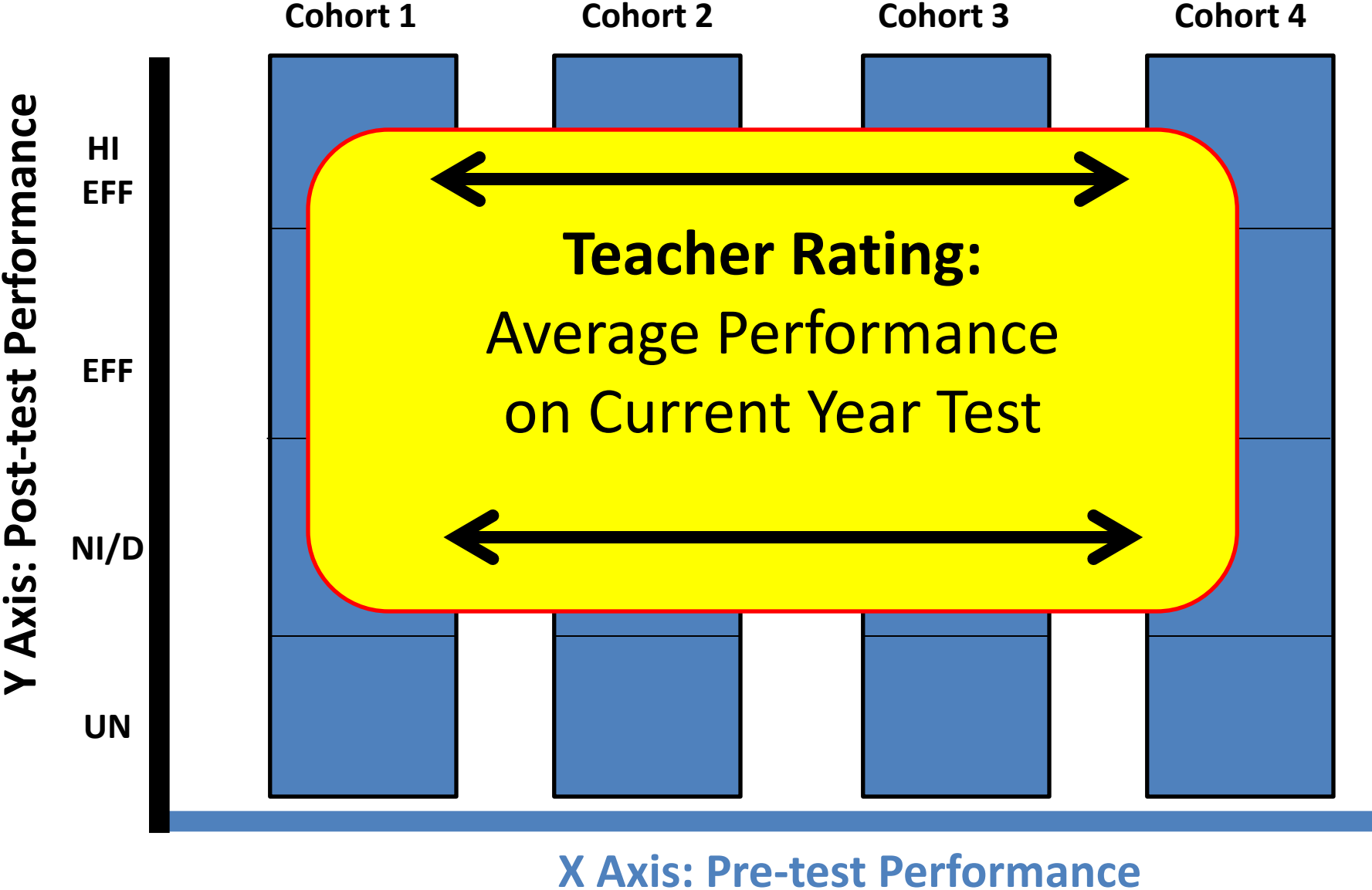
Pre/Post-Test (Cohort) Illustration









Pre/Post-Test (Cohort) Illustration



Pre/Post-Test (Cohort) Illustration



Pre-Test/Post Test (Cohort) Illustration

Performance compared to District Average <i>Current Year</i>	Avg. Performance of Teacher's Students <i>Prior Year</i>			
	Avg. Level 1	Avg. Level 2	Avg. Level 3	Avg. Level 4-5
	HE	HE	HE	HE
	HE	HE	HE	EFF
<div data-bbox="81 759 788 1025" style="border: 2px solid black; border-radius: 15px; background-color: yellow; padding: 10px; text-align: center;"> PERFORMANCE BANDS FOR CURRENT YEAR --District Average-- </div>	HE	HE	EFF	EFF
	HE	EFF	EFF	NI/DEV
	EFF	EFF	NI/DEV	NI/DEV
	EFF	NI/DEV	NI/DEV	UN
	NI/DEV	NI/DEV	UN	UN
	UN	UN	UN	UN

Questions?